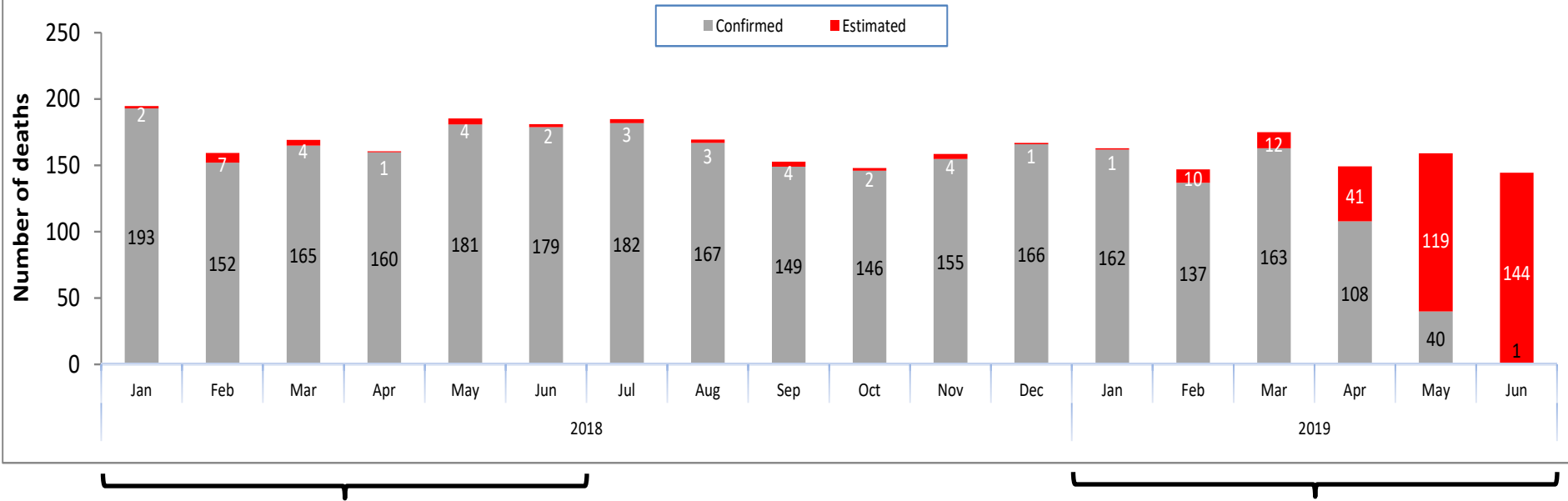


Preliminary data show 938 confirmed and estimated opioid-related overdose deaths within the first six months of 2019

**Figure 1. Opioid-Related Overdose Deaths, All Intents by Month
Massachusetts Residents: January 2018 - June 2019**

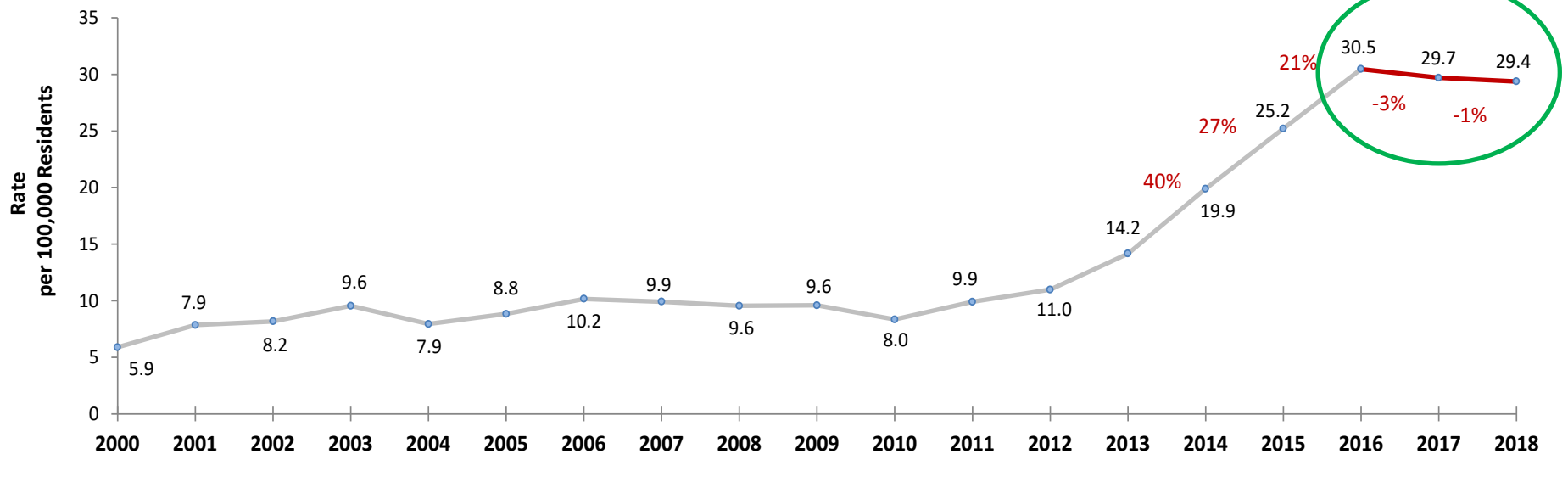


Estimated 1,050 deaths

Estimated 938 deaths

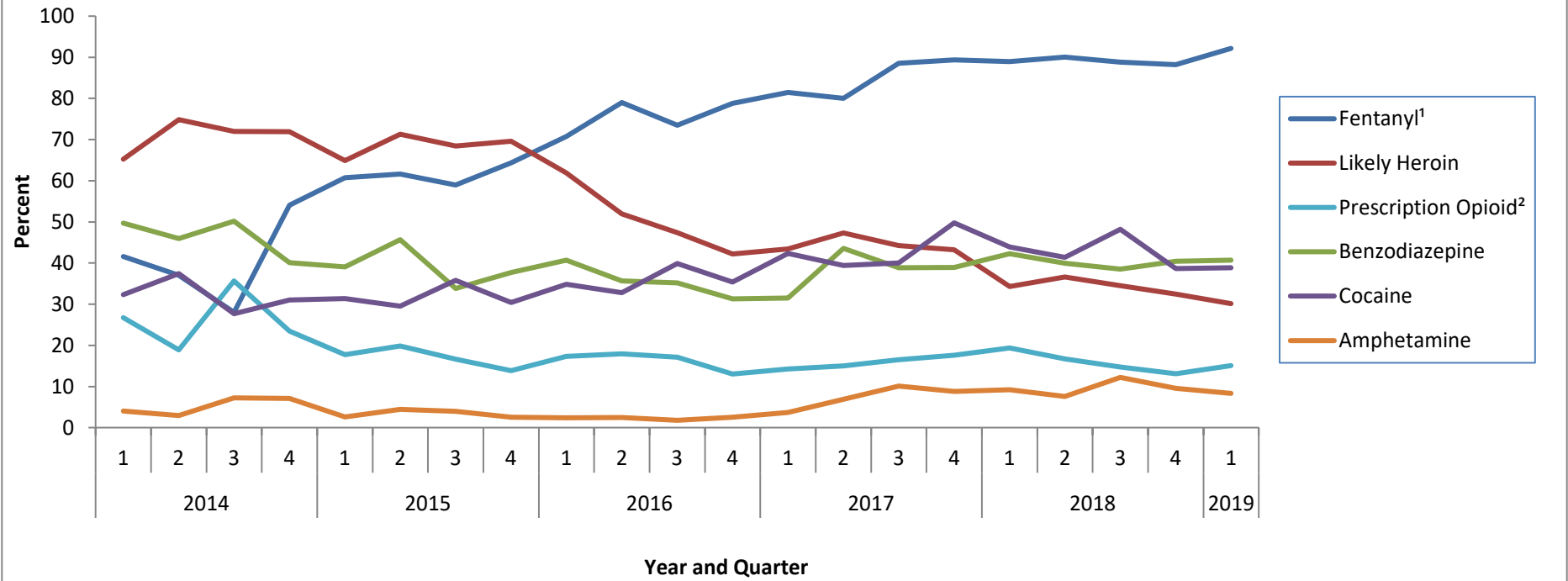
The rate of opioid-related overdose deaths decreased for a second straight year – for a total of an estimated 4% decrease from 2016 to 2018.

Figure 3. Rate of Confirmed and Estimated Opioid-Related Overdose Deaths, All Intent
Massachusetts Residents: 2000 - 2018



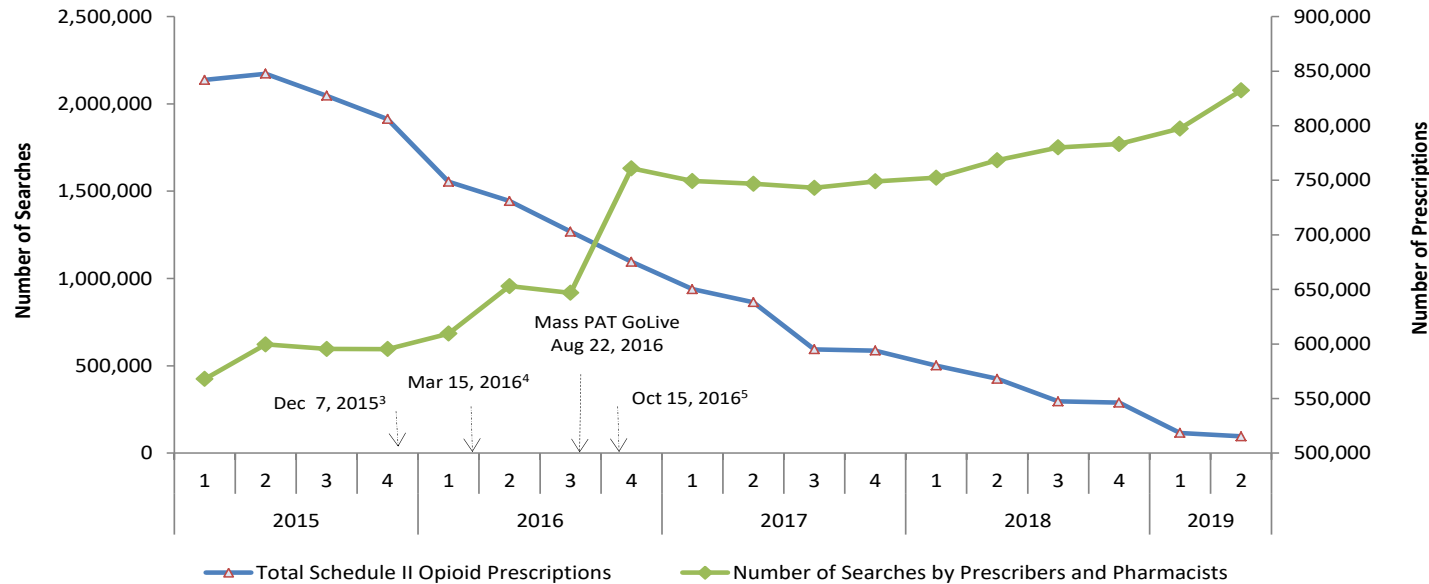
Fentanyl remains a key factor in opioid-related overdose deaths (92% present in toxicology screen) but we're also seeing a rise in the presence of amphetamines.

**Figure 4. Percent of Opioid-Related Overdose Deaths with Specific Drugs Present
Massachusetts Residents: 2014 - Q1 2019**



Prescription Monitoring Program – Data Trends

Figure 1. Schedule II Opioid Prescriptions and MassPAT¹ Search Activity² Trends
MA: Q1-2015 - Q2 2019



¹ MassPAT is the Massachusetts Prescription Awareness Tool (Online PMP)

² Search activity includes prescribers, delegates, and pharmacists registered in MassPAT (and in the previous Online system) and licensed users of EHR Integration

³ Pharmacies required to report daily

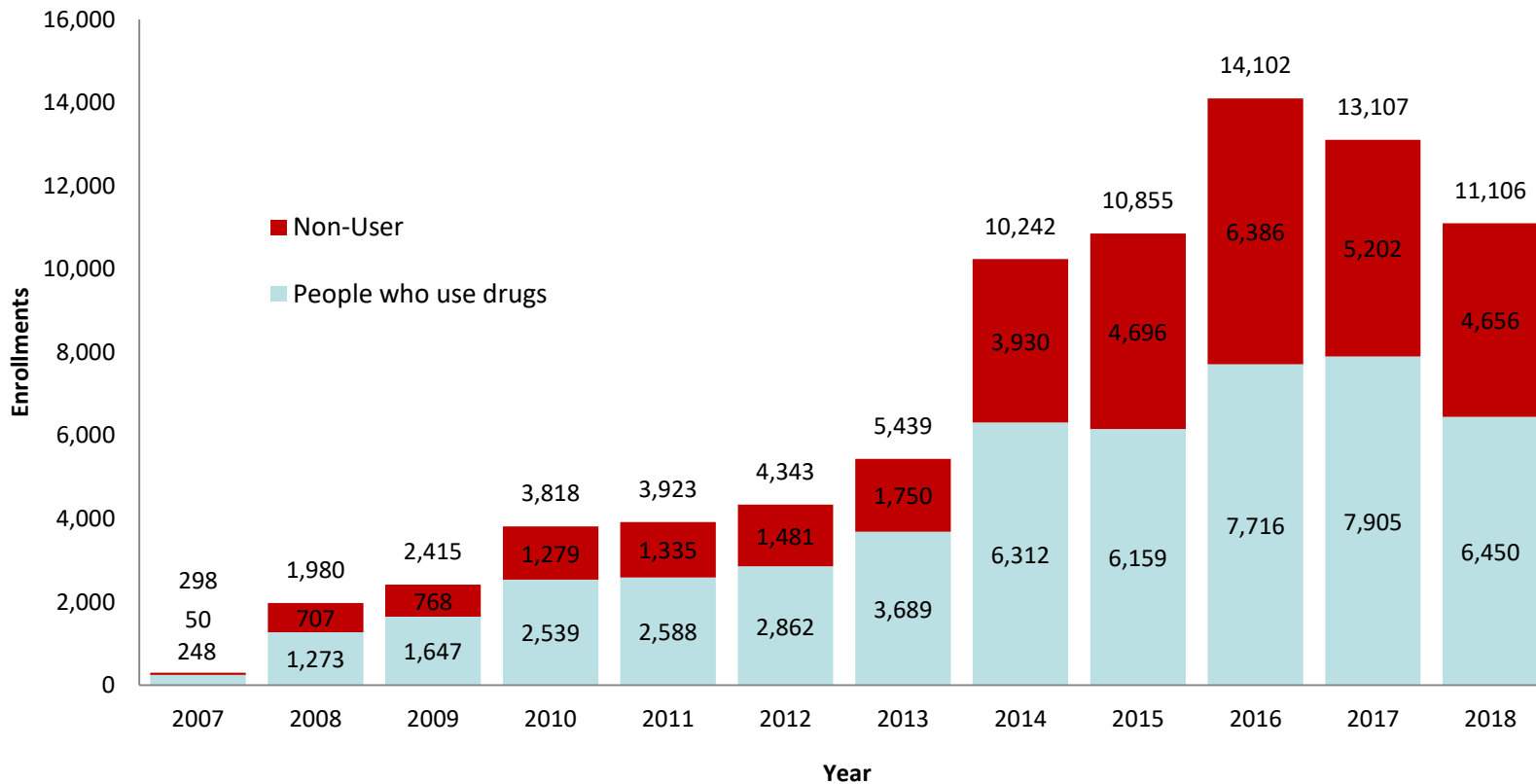
⁴ STEP bill signed into law (7-day supply requirements go into effect)

⁵ MA prescribers required to look up patient when prescribing a Schedule II or III opioid medication

- Registered MassPAT providers conducted more than 2 million searches in the 2nd quarter of 2019, an increase of approximately 200,000 searches since the previous quarter.
- There were just over 515,000 Schedule II opioid prescriptions reported to the MA PMP in the 2nd quarter of 2019; this is a small decrease from the previous quarter and a 39% decrease from the 1st Quarter of 2015.
- In the 2nd quarter of 2019, just over 236,000 individuals in Massachusetts received prescriptions for Schedule II opioids; this is a small, but notable, decrease from the previous quarter and nearly a 40% decrease from the 1st quarter of 2015.

Between 2007 and 2018, over 81,000 people enrolled in Overdose Education and Naloxone Distribution Programs (OEND), were trained in overdose prevention, and equipped with naloxone rescue kits.

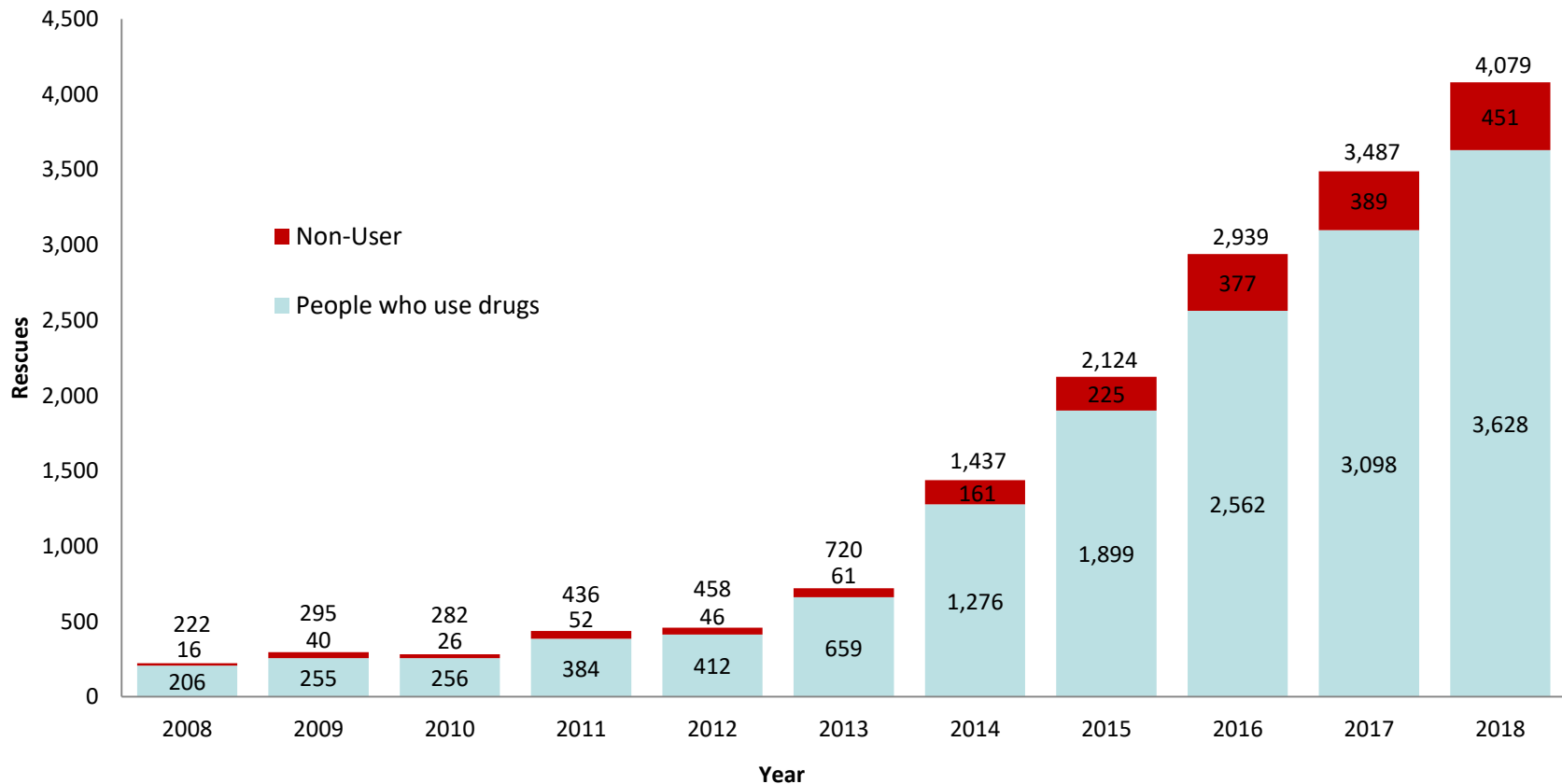
Figure 1: DPH OEND Program Enrollments by Year, 2007-2018



Total Program Enrollments: 81,630
Total User Enrollments: 49,386 Total Non-User Enrollments: 32,244

Over 16,000 rescues were reported by bystanders who administered naloxone to a person who was overdosing.

Figure 2: DPH OEND Program Rescues by Year, 2007-2018



Total Rescues: 16,480

Total Rescues by Users: 14,636 Total Rescues by Non-users: 1,844