



**150 YEARS**  
OF ADVANCING  
**PUBLIC**  
**HEALTH**

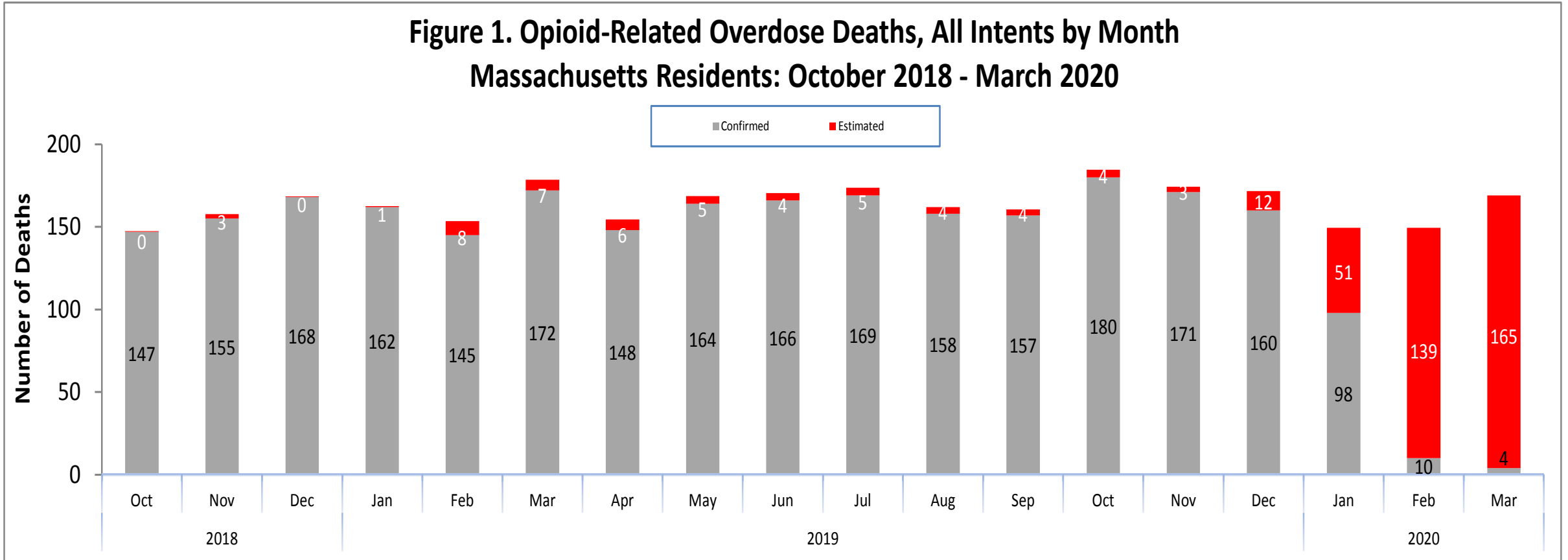
# Massachusetts Department of Public Health

## **PUBLIC HEALTH COUNCIL**

**June 10, 2020**

**Preliminary data show 467 confirmed and estimated opioid-related overdose deaths in the first quarter of 2020, an estimated 5.7% decrease compared with the first quarter in 2019.**

**Figure 1. Opioid-Related Overdose Deaths, All Intentions by Month  
Massachusetts Residents: October 2018 - March 2020**

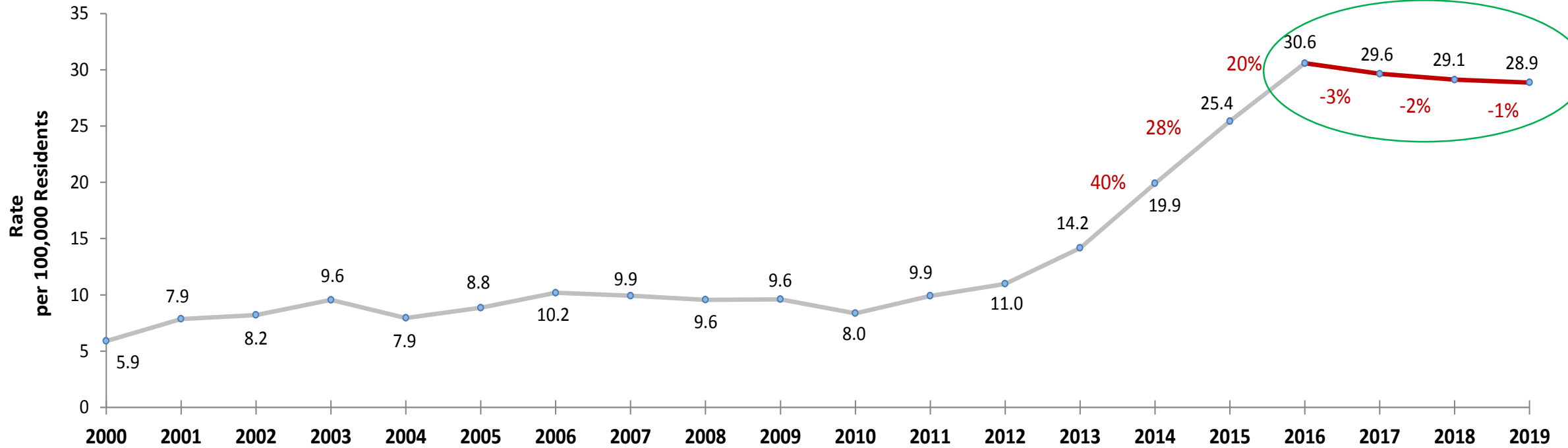


**Estimated 495 deaths**

**Estimated 467 deaths**

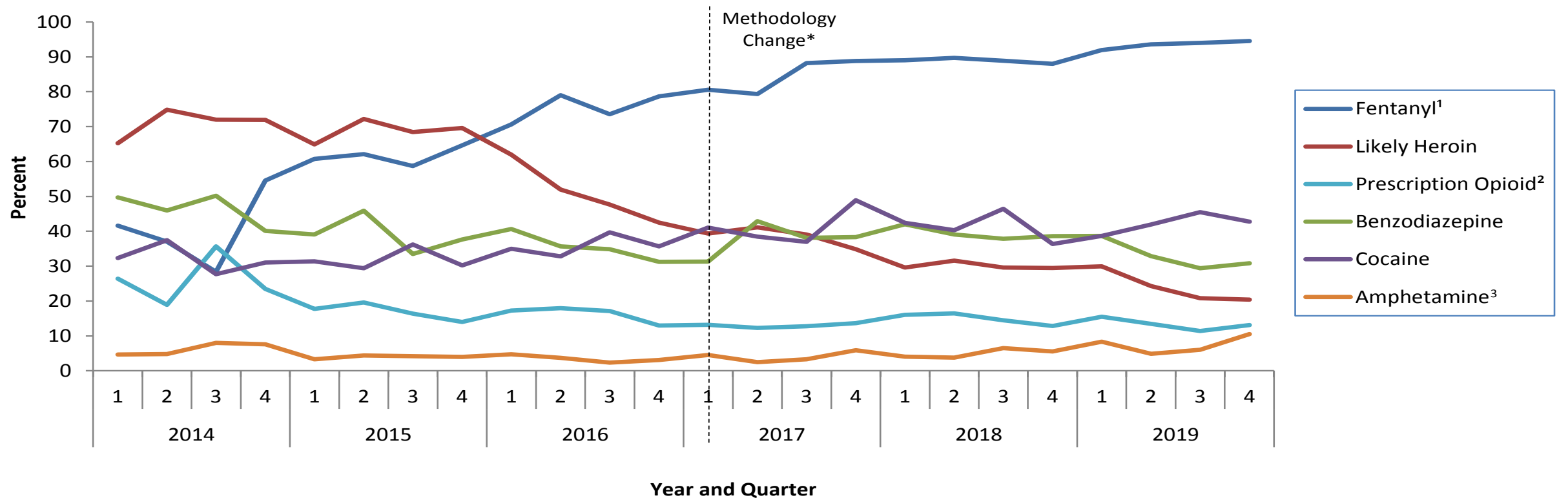
# The rate of opioid-related overdose deaths has stabilized in 2019 compared with 2018 and is approximately 6% lower than in 2016.

Figure 3. Rate of Confirmed and Estimated Opioid-Related Overdose Deaths, All Intent  
Massachusetts Residents: 2000 - 2019



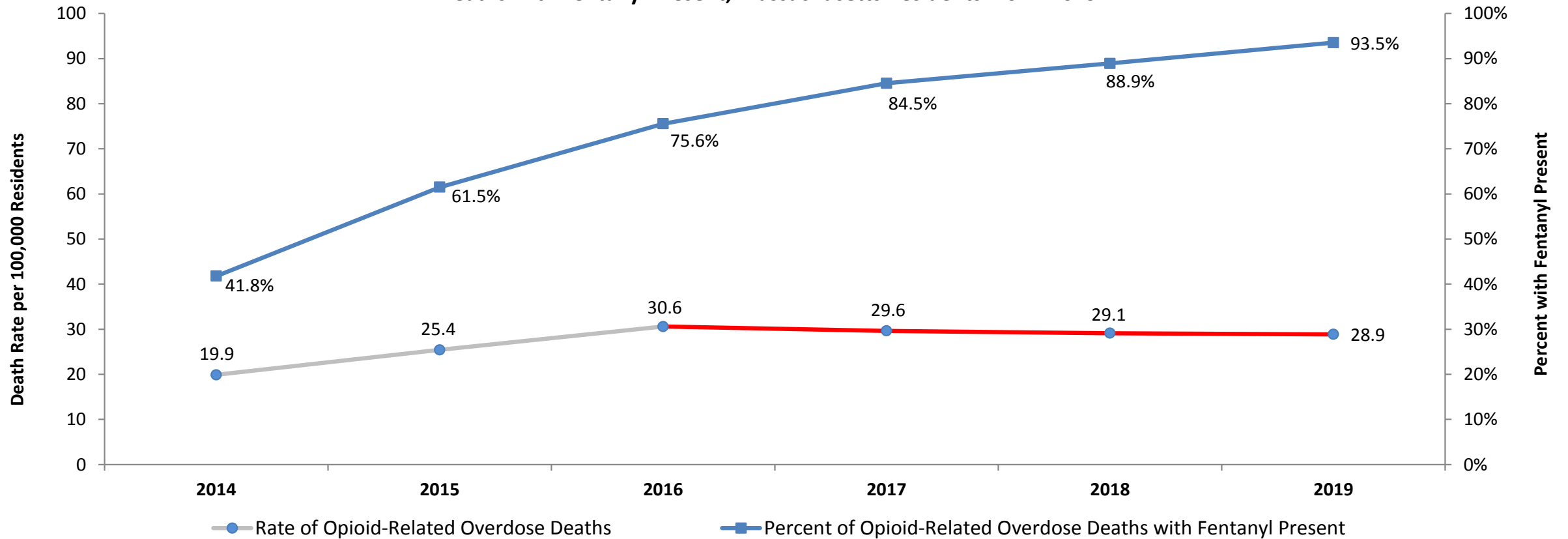
# Fentanyl remains a key factor in opioid-related overdose deaths (94% present in toxicology screen in 2019).

**Figure 4. Percent of Opioid-Related Overdose Deaths with Specific Drugs Present  
Massachusetts Residents: 2014 - Q4 2019**



# Although the presence of fentanyl in opioid-related overdose deaths continues to rise, the opioid-related overdose death rate has remained relatively stable since 2016.

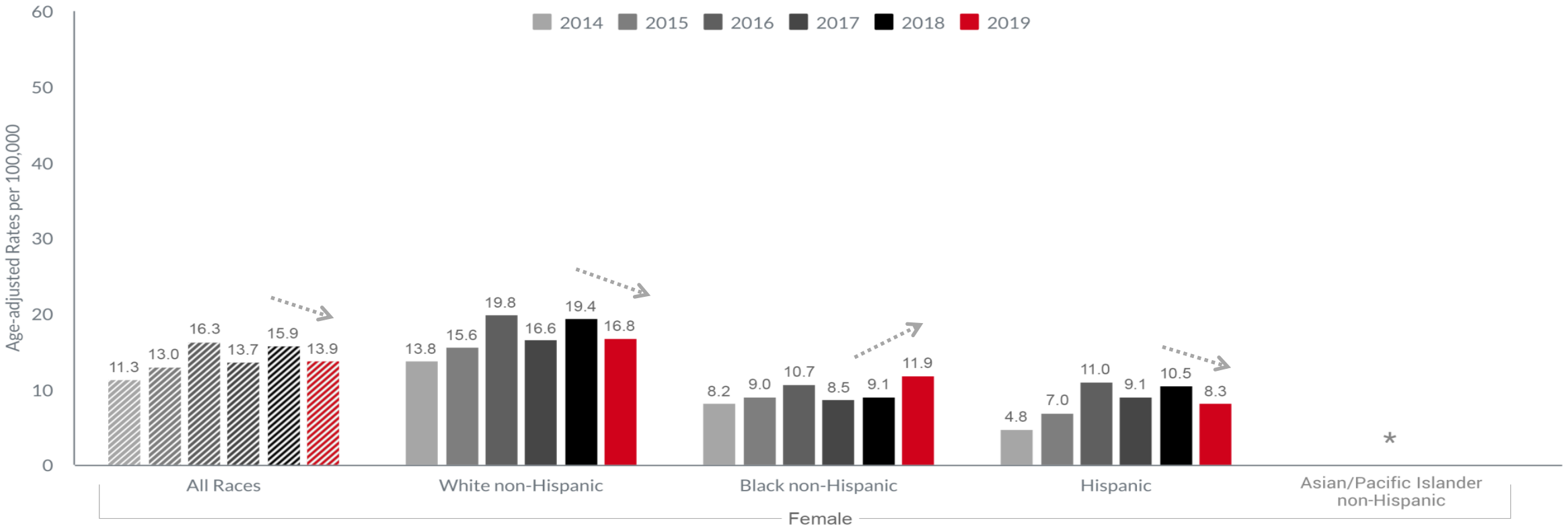
Figure 5. Rate of Confirmed and Estimated Opioid-Related Overdose Deaths and Percent of Confirmed Opioid-Related Overdose Deaths with Fentanyl Present, Massachusetts Residents: 2014-2019



The confirmed opioid-related overdose death rate for females decreased in 2019 compared with 2018. Death rate for Black non-Hispanic females increased, while the death rates for White non-Hispanic and Hispanic women decreased.

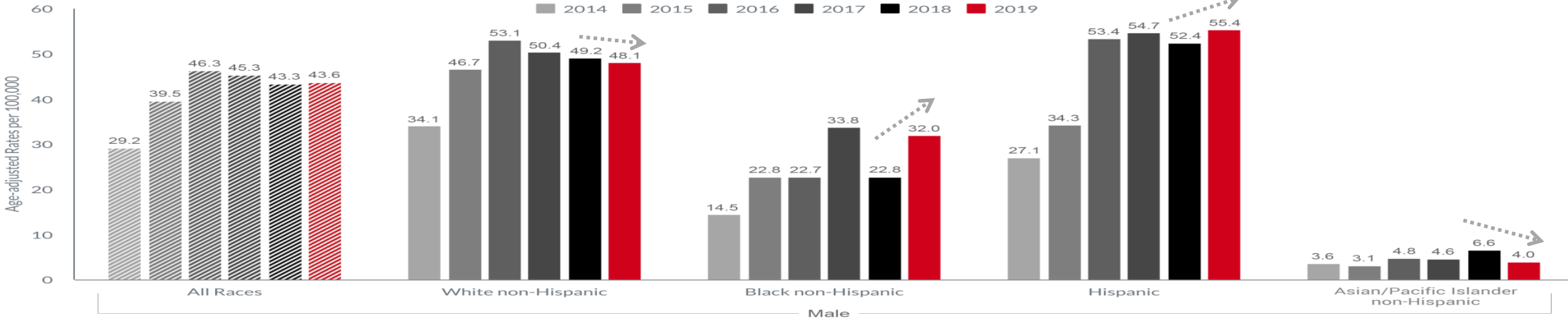
Confirmed Opioid-Related Overdose Death Rates, All Intentions, by Race and Hispanic Ethnicity

Female



# Between 2018 & 2019, the confirmed opioid-related overdose death rates for Black non-Hispanic and Hispanic men increased, while death rates for White non-Hispanic and Asian/PI non-Hispanic men decreased

Confirmed Opioid-Related Overdose Death Rates, All Intentions, by Race and Hispanic Ethnicity



## Deaths by Gender

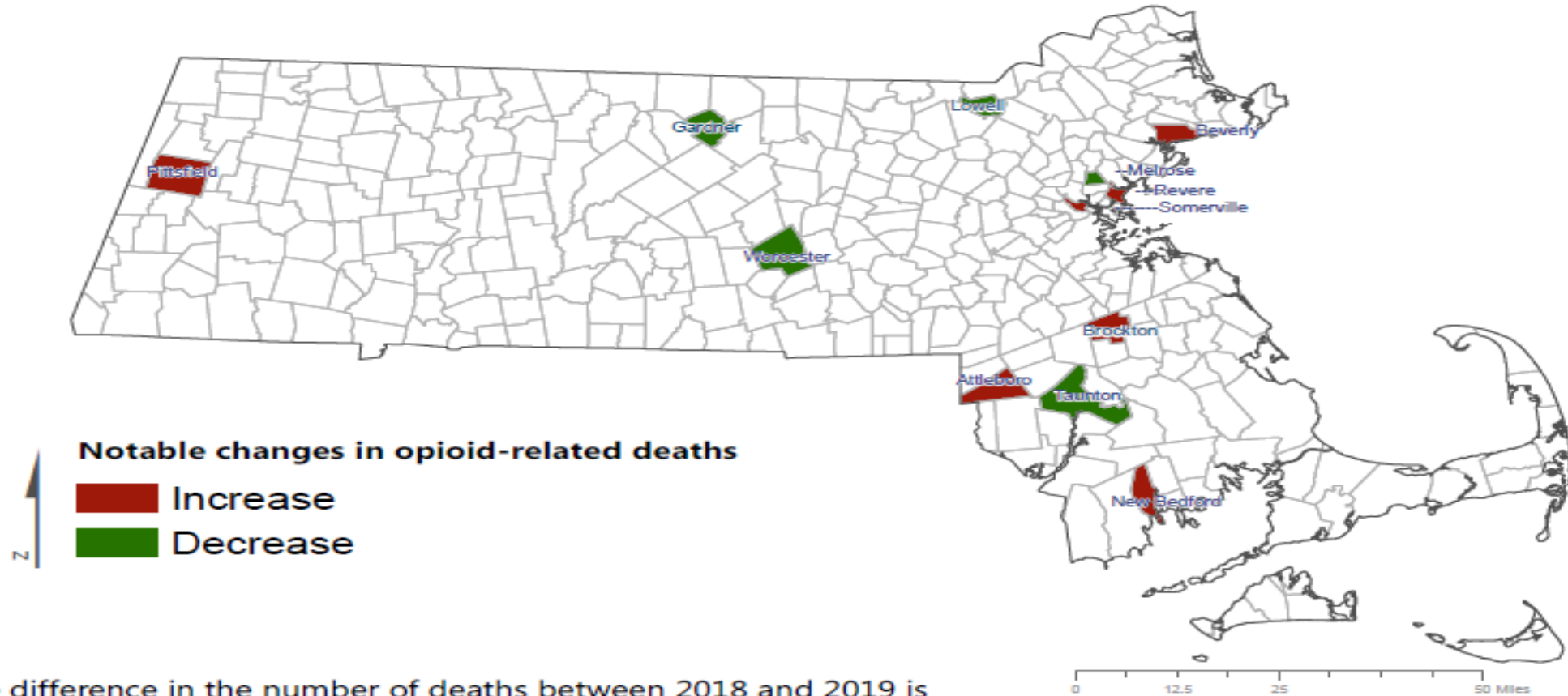


# Cities and towns that experienced notable increases or decreases in opioid-related overdose deaths between 2018 and 2019



Massachusetts Department of Public Health - Opioid Quarterly Report Q1 2020

## Towns with Notable Change in Opioid-Related Overdose Deaths\*



\* Criteria: The difference in the number of deaths between 2018 and 2019 is 10 or more in absolute number and 20% or higher in percent change.



# Efforts to Support Substance Use Disorder Treatment and Recovery During the COVID-19 Pandemic

- Increased access to naloxone – **Over 22,000** naloxone kits have been distributed to individuals through Opioid Treatment Providers (OTP), hospital emergency departments, and county Houses of Correction.
- Regulatory flexibility – **decreased barriers to care** during COVID-19 pandemic
  - Staffing adjustments
  - Telemedicine support
  - Increased cohorting capacity
- Supporting continued access for **Medication for Opioid Use Disorder (MOUD)**:
  - Telehealth for Office Based Opioid Treatment (OBOT)
  - Expanded OTPs take home medications

# Connect with DPH



@MassDPH



Massachusetts Department of Public Health



DPH blog

<https://blog.mass.gov/publichealth>



[www.mass.gov/dph](http://www.mass.gov/dph)



**150 YEARS**  
OF ADVANCING  
**PUBLIC**  
**HEALTH**

# Massachusetts Department of Public Health

***Next Meeting:***  
**July 8, 2020**